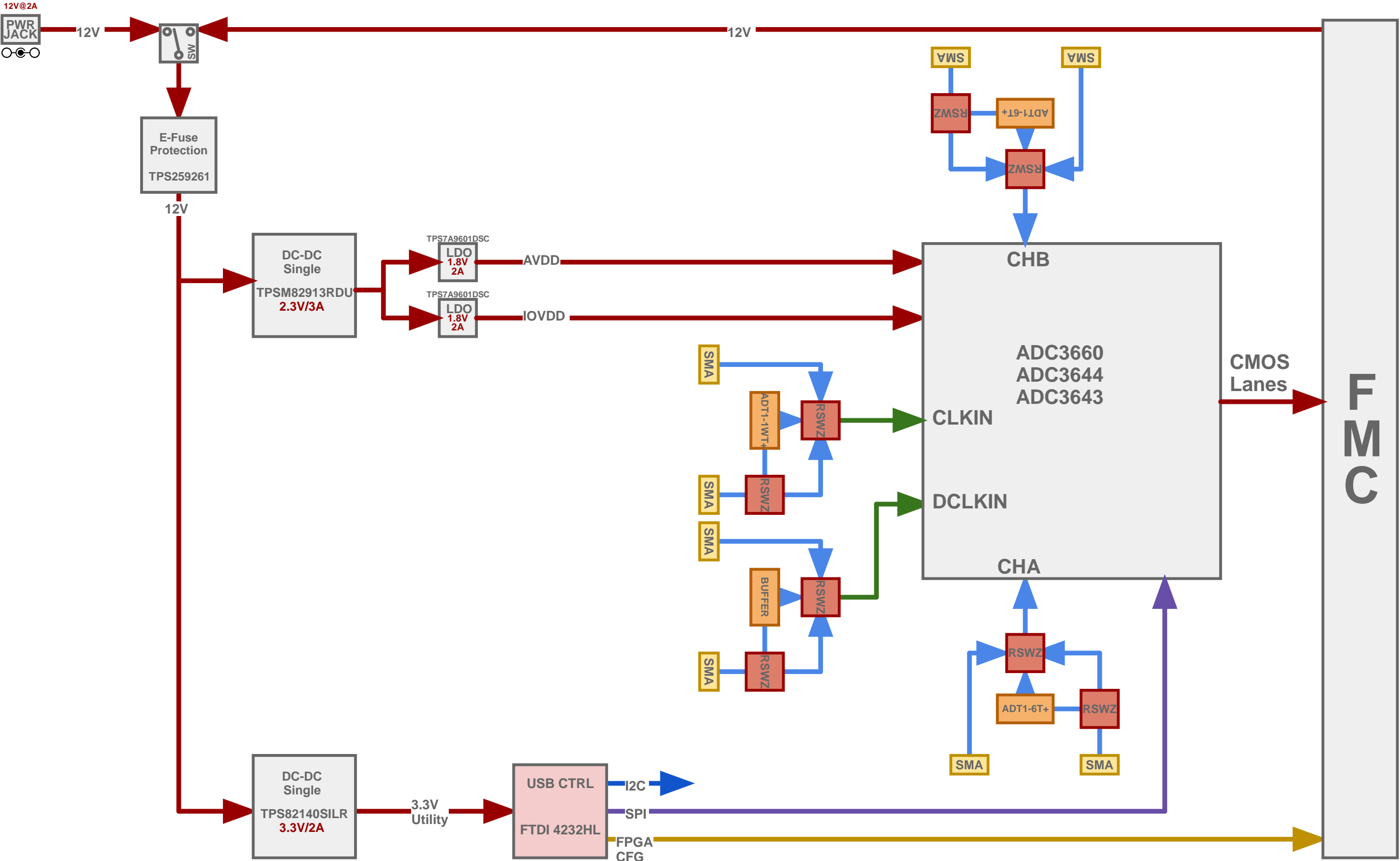


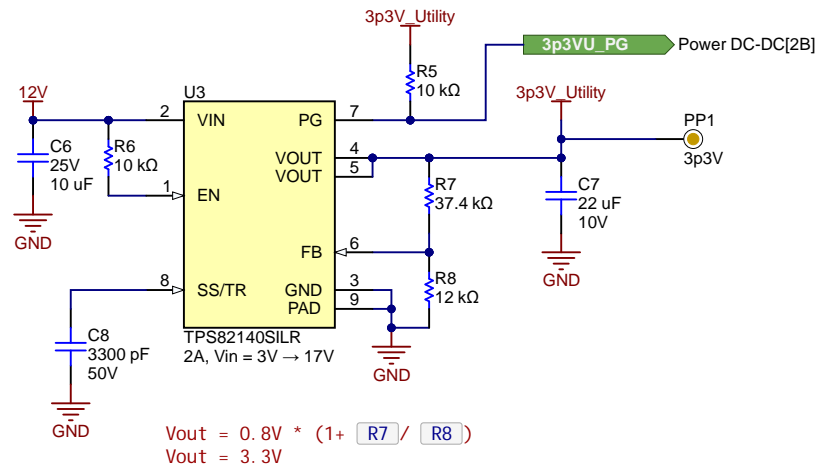
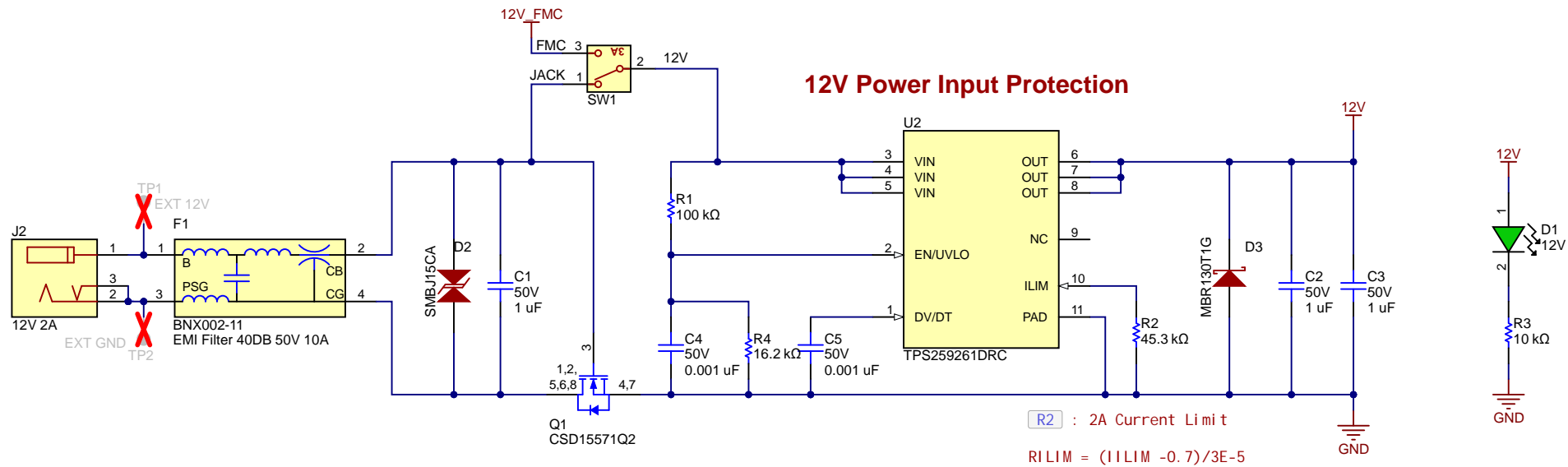
Block Diagram



Texas Instruments and/or its licensors do not warrant the accuracy or completeness of this specification or any information contained therein. Texas Instruments and/or its licensors do not warrant that this design will meet the specifications, will be suitable for your application or fit for any particular purpose, or will operate in an implementation. Texas Instruments and/or its licensors do not warrant that the design is production worthy. You should completely validate and test your design implementation to confirm the system functionality for your application.

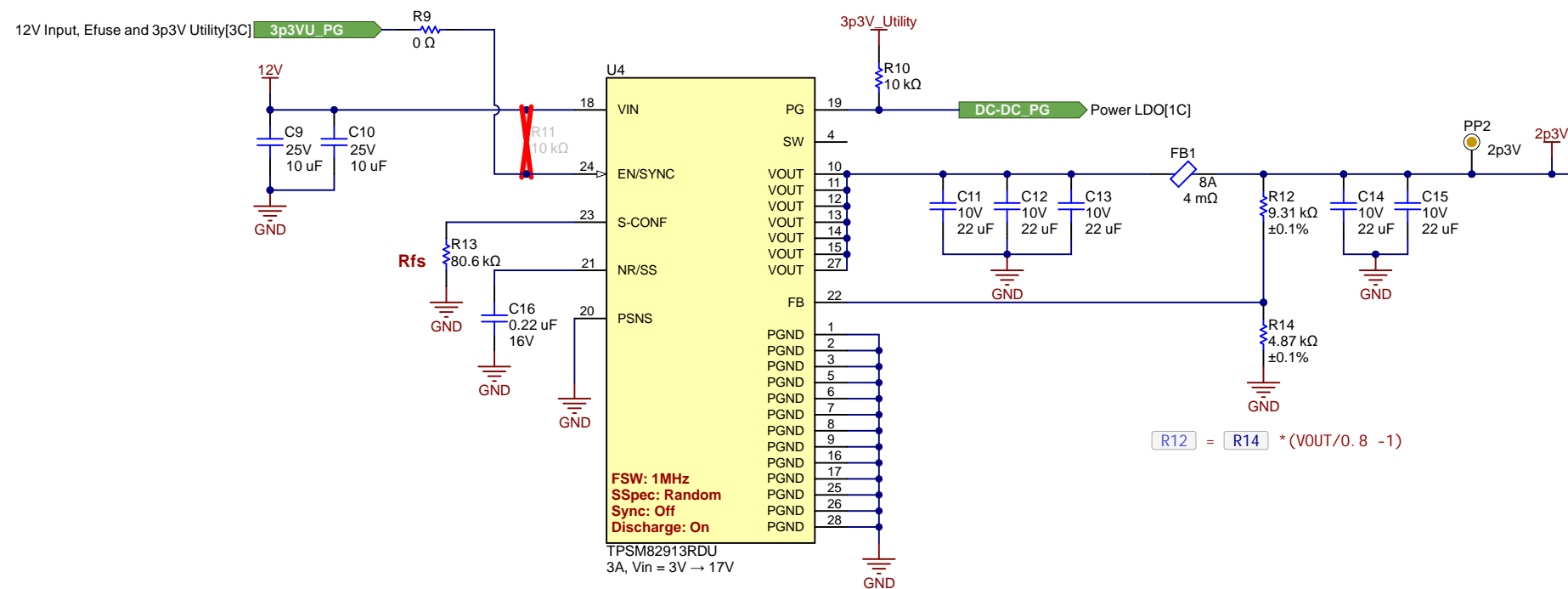
Orderable: <a href="#">ChangeMe in variant</a>	Designed for: <a href="#">Public Release</a>	Mod. Date: 8/27/2025
TID #: <a href="#">N/A</a>	Project Title: <a href="#">ADC3644EVM</a>	
Number: <a href="#">DC104</a>	Rev: <a href="#">G2</a>	Sheet Title: <a href="#">Block Diagram</a>
SVN Rev: <a href="#">4d8f6644f88f576e517212000035654fdd637c1</a> (ADC3644)		Sheet: <a href="#">1</a> of <a href="#">15</a>
Drawn By: <a href="#">GBR</a>	File: <a href="#">Block Diagram.SchDoc</a>	Size: <a href="#">B</a>
Engineer: <a href="#">GBR</a>	Contact: <a href="#">http://www.ti.com/support</a>	


12V Input & 3.3V Utility



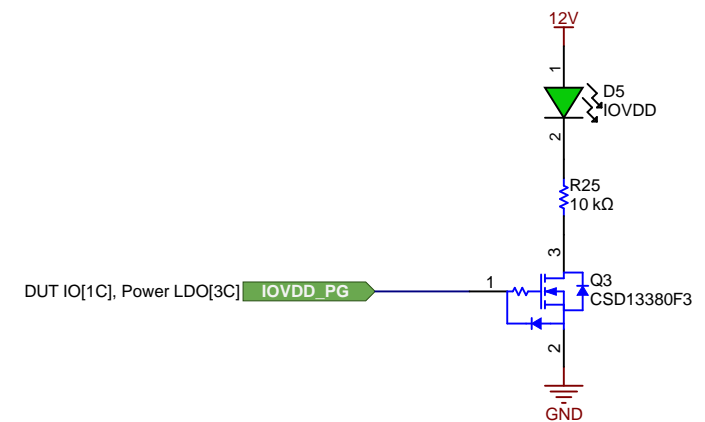
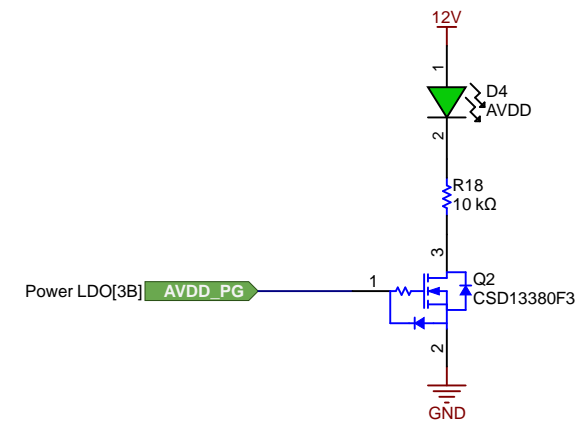
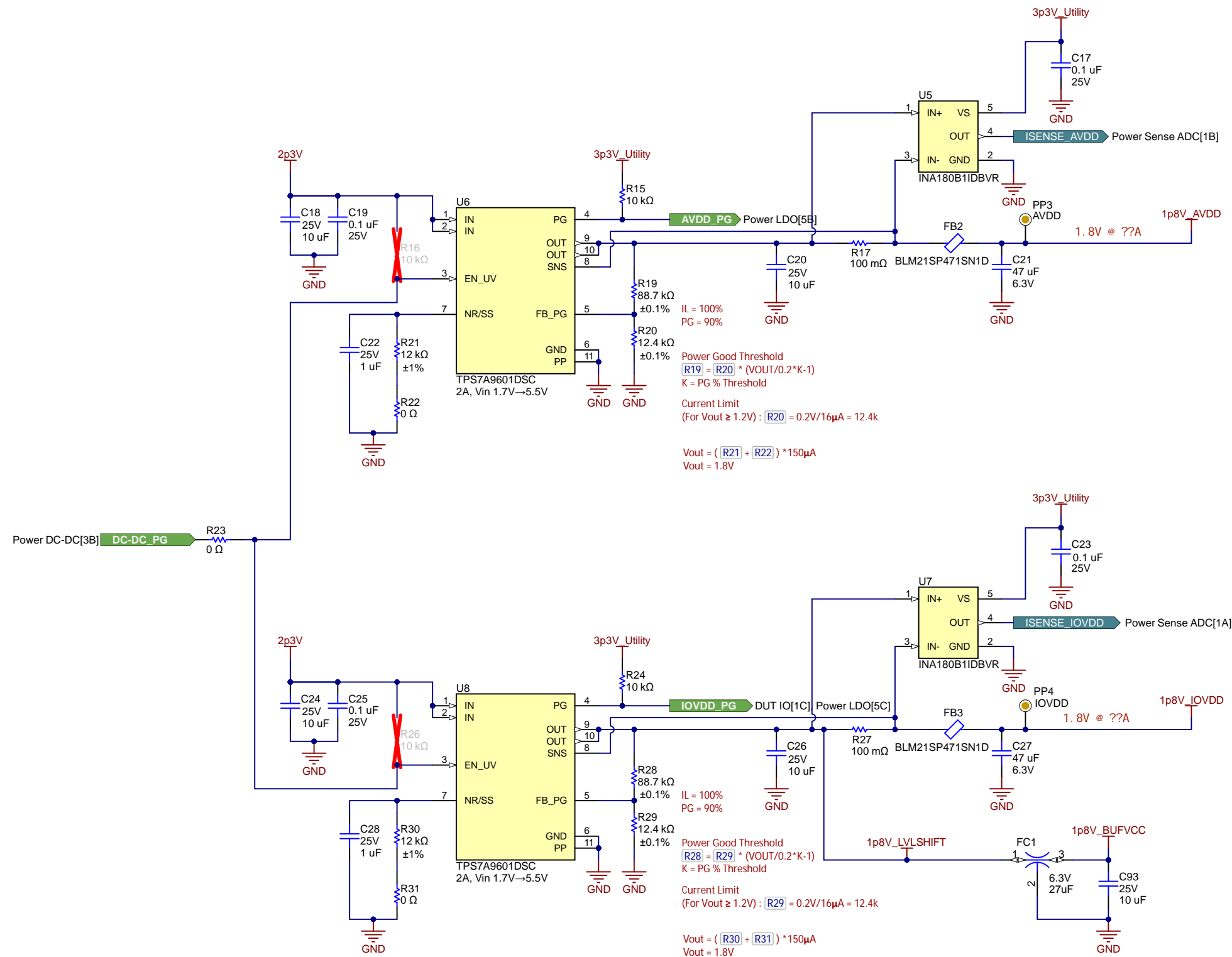
Orderable: <a href="#">ChangeMe in variant</a>	Designed for: <a href="#">Public Release</a>	Mod. Date: 8/27/2025
TID #: N/A	Project Title: <a href="#">ADC3644EVM</a>	
Number: <a href="#">DC104</a>	Rev: <a href="#">G2</a>	Sheet Title: <a href="#">12V Input &amp; 3.3V Utility</a>
SVN Rev: <a href="#">c5e7066f3c60874fd8f4c346880f30e5d1901</a>	File: <a href="#">12V Input, Efuse and 3p3V Utility.SchDoc</a>	Sheet: 2 of 15
Drawn By: <a href="#">GBR</a>	Contact: <a href="#">http://www.ti.com/support</a>	Size: B

**DC/DC regulator**

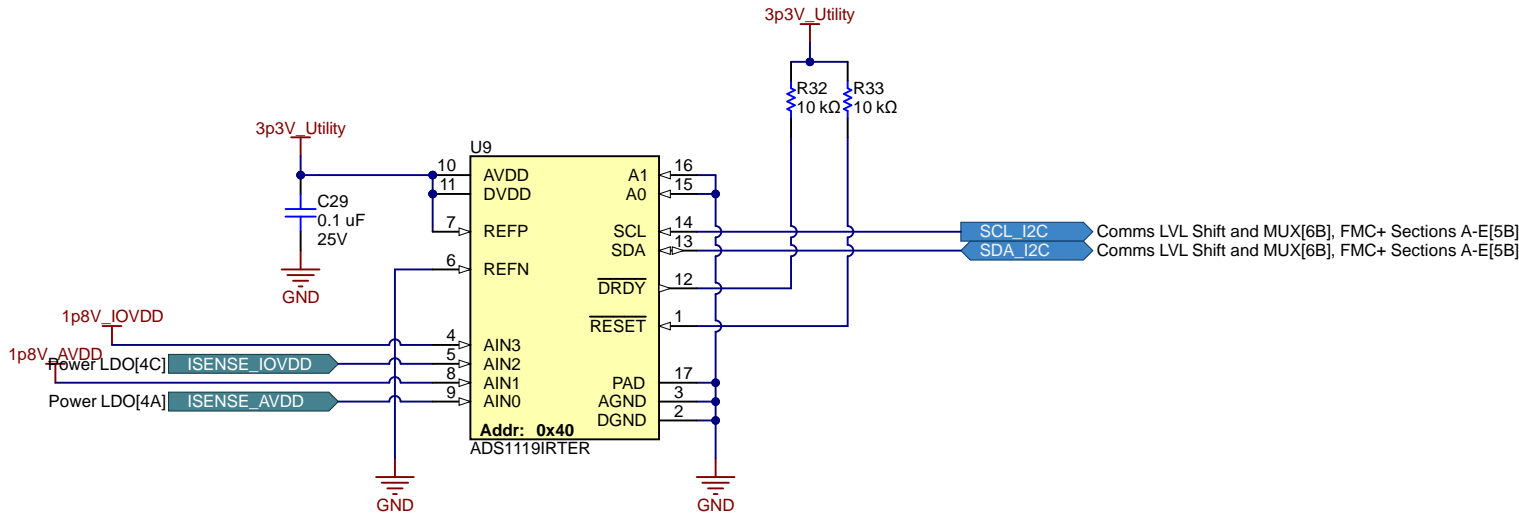


Orderable: <a href="#">ChangeMe in variant</a>	Designed for: <a href="#">Public Release</a>	Mod. Date: 8/27/2025	 <a href="http://www.ti.com">http://www.ti.com</a> © Texas Instruments 2025
TID #: <a href="#">N/A</a>	Project Title: <a href="#">ADC3644EVM</a>		
Number: <a href="#">DC104</a>	Rev: <a href="#">G2</a>	Sheet Title: <a href="#">DC/DC regulator</a>	
SVN Rev: <a href="#">c5e7066f3c0874fd84fc3a6280f3919554a001</a> ( <a href="#">ADC3644</a> )		Sheet: <a href="#">3</a> of <a href="#">15</a>	
Drawn By:	File: <a href="#">Power DC-DC.SchDoc</a>	Size: B	
Engineer: <a href="#">GBR</a>	Contact: <a href="http://www.ti.com/support">http://www.ti.com/support</a>		

## LDOs



Sense ADC

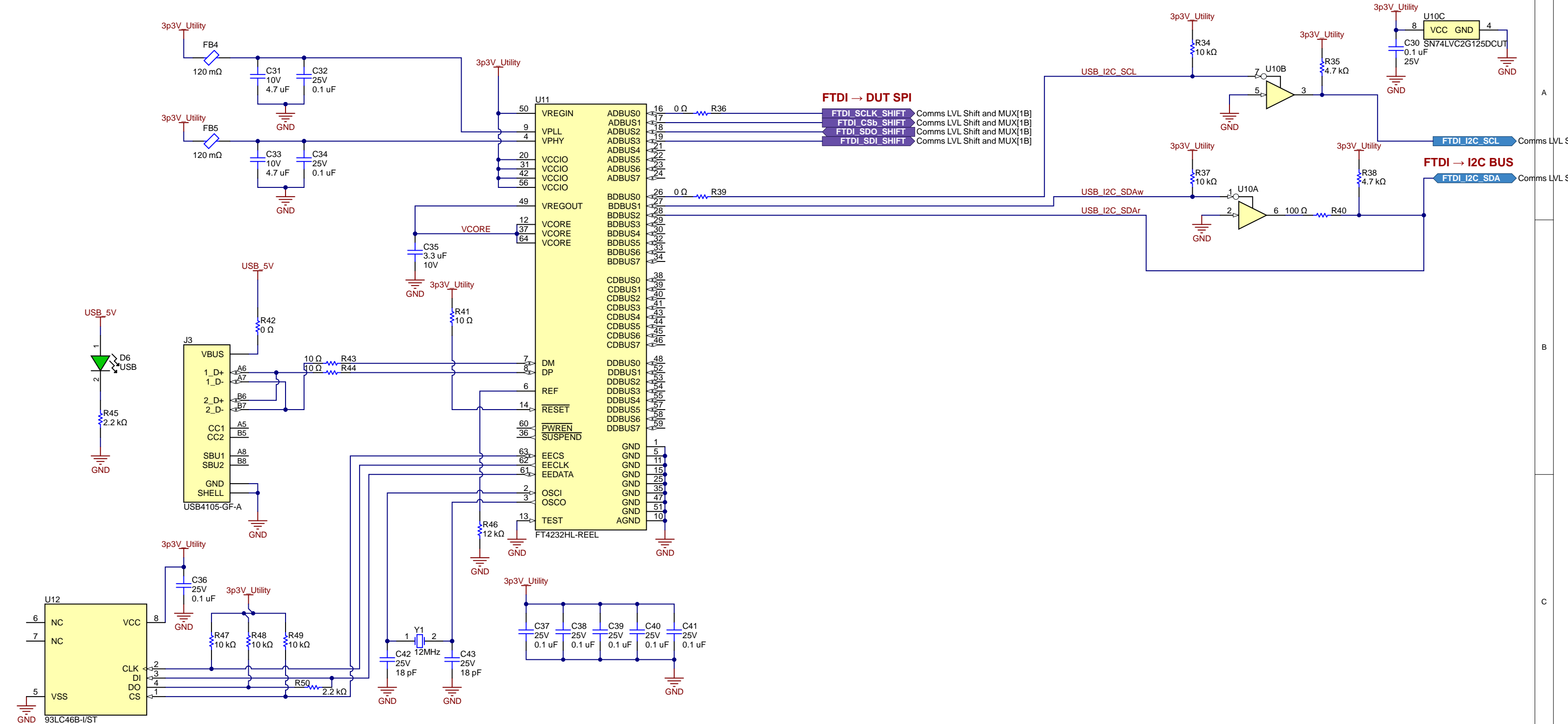


ADS1119RTE Addresses		
A0	A1	Addr
GND	GND	0x40
GND	DVDD	0x41
GND	SDA	0x42
GND	SCL	0x43
DVDD	GND	0x44
DVDD	DVDD	0x45
DVDD	SDA	0x46
DVDD	SCL	0x47
SDA	GND	0x48
SDA	DVDD	0x49
SDA	SDA	0x4A
SDA	SCL	0x4B
SCL	GND	0x4C
SCL	DVDD	0x4D
SCL	SDA	0x4E
SCL	SCL	0x4F

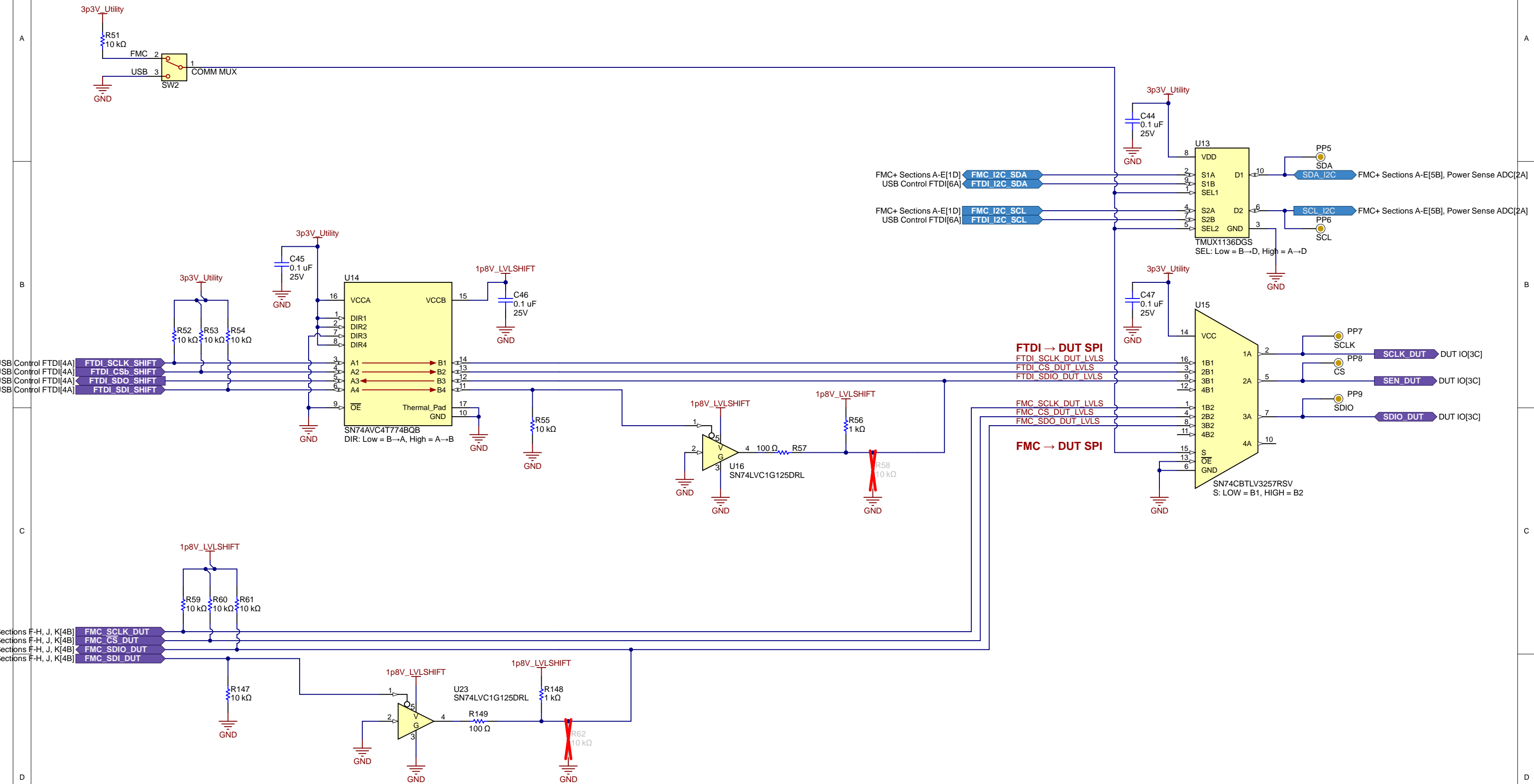
Texas Instruments and/or its licensors do not warrant the accuracy or completeness of this specification or any information contained therein. Texas Instruments and/or its licensors do not warrant that this design will meet the specifications, will be suitable for your application or fit for any particular purpose, or will operate in an implementation. Texas Instruments and/or its licensors do not warrant that the design is production worthy. You should completely validate and test your design implementation to confirm the system functionality for your application.

Orderable: <a href="#">ChangeMe in variant</a>		Designed for: <a href="#">Public Release</a>	Mod. Date: 8/27/2025
TID #: <a href="#">N/A</a>	Project Title: <a href="#">ADC3644EVM</a>		
Number: <a href="#">DC104</a>	Rev: <a href="#">G2</a>	Sheet Title: <a href="#">Sense ADC</a>	
SVN Rev: <a href="#">c5e7066f3c60874fd8f4c346880f30e5d4901</a>	<a href="#">ADC3644</a>		Sheet: 5 of 15
Drawn By: <a href="#">GBR</a>	File: <a href="#">Power Sense ADC.SchDoc</a>		Size: B
Engineer: <a href="#">GBR</a>	Contact: <a href="#">http://www.ti.com/support</a>		

## FTDI Control



## Comms Lvl Shift & Mux



Orderable: <a href="#">ChangeMe in variant</a>	Designed for: <a href="#">Public Release</a>	Mod. Date: 8/27/2025
TID #: <a href="#">N/A</a>	Project Title: <a href="#">ADC3644EVM</a>	
Number: <a href="#">DC104</a>	Rev: <a href="#">G2</a>	Sheet Title: <a href="#">Comms Lvl Shift &amp; Mux</a>
SVN Rev: <a href="#">d3304445bbf3aafcd1595335247b5095ef701b</a>	3644EVM (ADC3644)	Sheet: 7 of 15
Drawn By:	File: <a href="#">Comms LVL Shift and MUX.SchDoc</a>	Size: B
Engineer: <a href="#">GBR</a>	Contact: <a href="#">http://www.ti.com/support</a>	

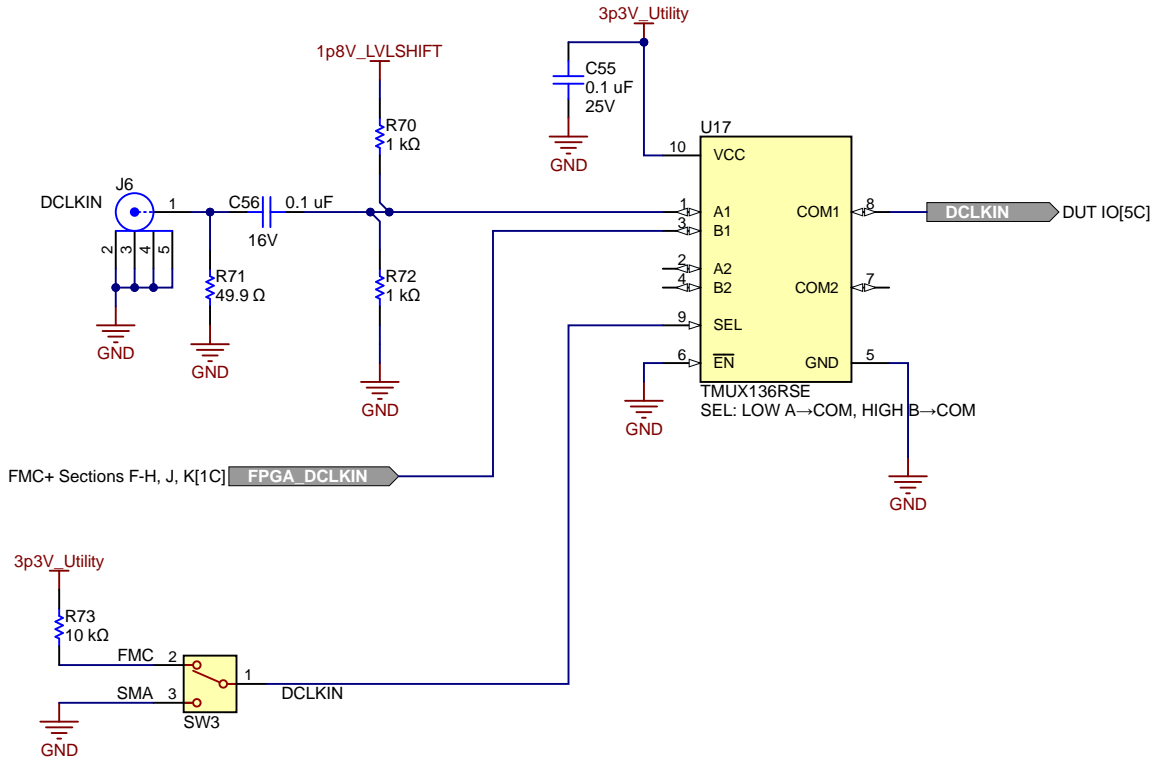
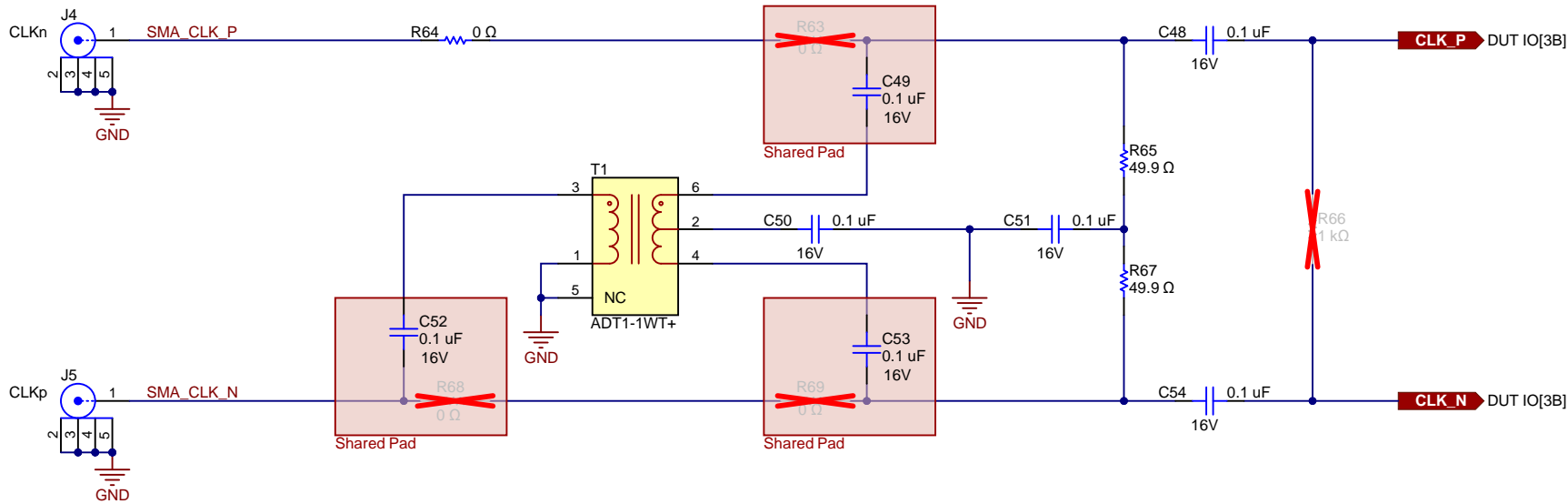


Texas Instruments and/or its licensors do not warrant the accuracy or completeness of this specification or any information contained therein. Texas Instruments and/or its licensors do not warrant that this design will meet the specifications, will be suitable for your application or fit for any particular purpose, or will operate in an implementation. Texas Instruments and/or its licensors do not warrant that the design is production worthy. You should completely validate and test your design implementation to confirm the system functionality for your application.

CLK & DCLKIN

CLK

DCLKIN

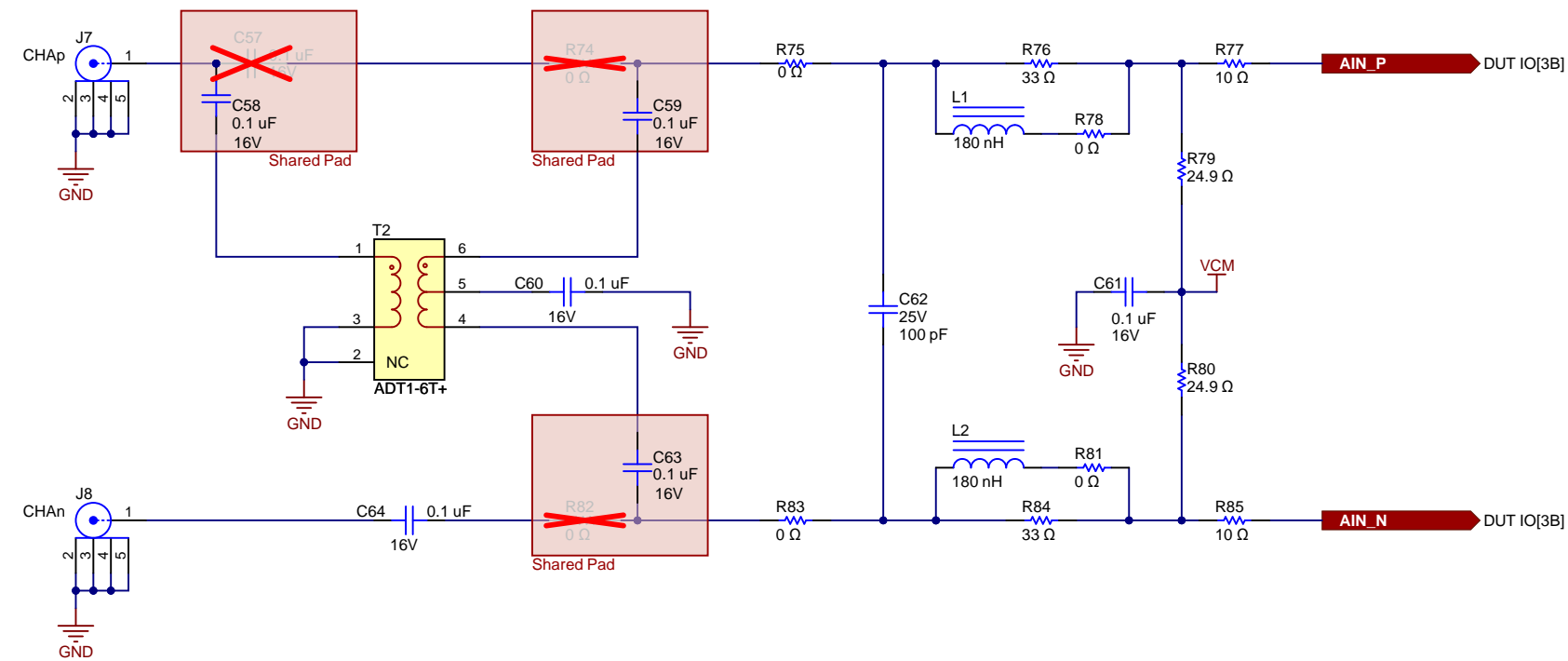


Texas Instruments and/or its licensors do not warrant the accuracy or completeness of this specification or any information contained therein. Texas Instruments and/or its licensors do not warrant that this design will meet the specifications, will be suitable for your application or fit for any particular purpose, or will operate in an implementation. Texas Instruments and/or its licensors do not warrant that the design is production worthy. You should completely validate and test your design implementation to confirm the system functionality for your application.

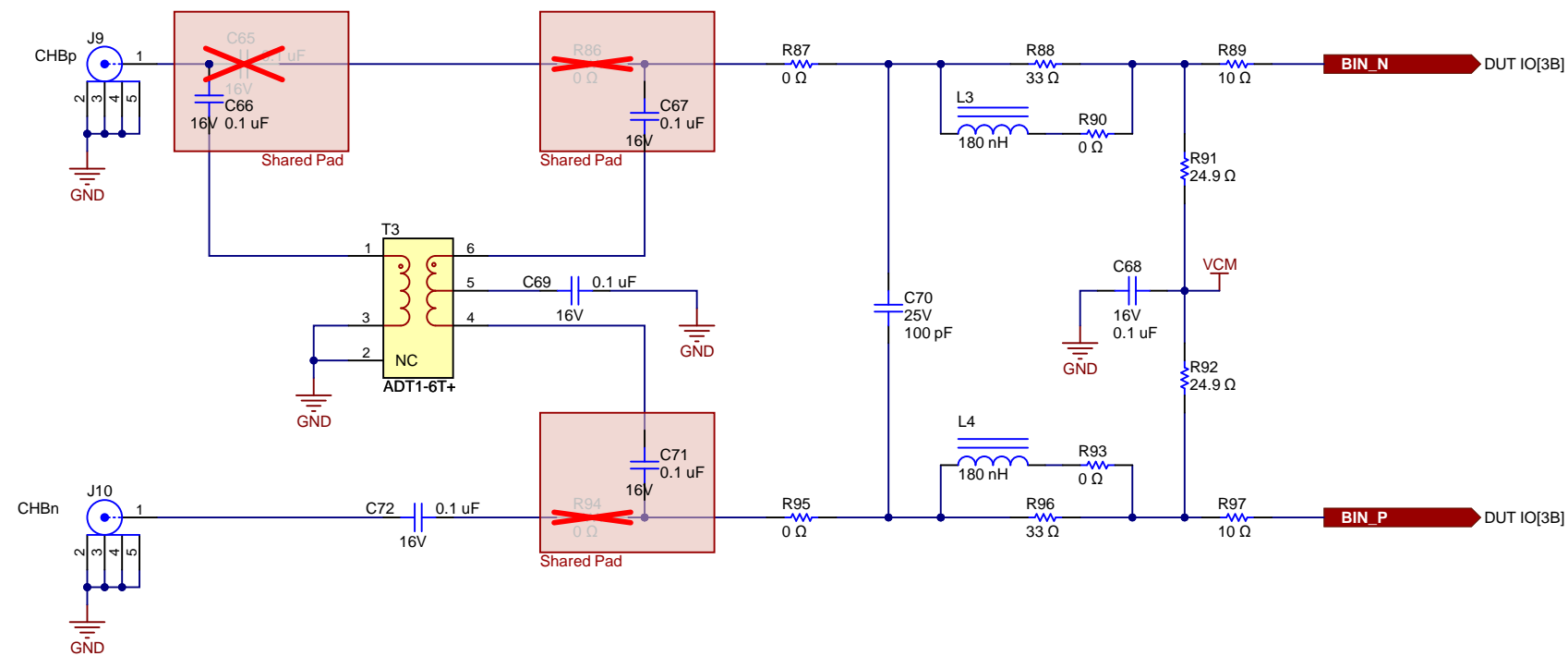
Orderable: <a href="#">ChangeMe in variant</a>	Designed for: <a href="#">Public Release</a>	Mod. Date: 8/27/2025
TID #: <a href="#">N/A</a>	Project Title: <a href="#">ADC3644EVM</a>	
Number: <a href="#">DC104</a>	Rev: <a href="#">G2</a>	Sheet Title: <a href="#">CLK &amp; DCLKIN</a>
SVN Rev: <a href="#">e63b644e523db21c211452861594701e5692</a>	File: <a href="#">CLK and DCLKIN.SchDoc</a>	Size: <a href="#">B</a>
Drawn By: <a href="#">GBR</a>	Contact: <a href="#">http://www.ti.com/support</a>	


## ADC Inputs

# CH A

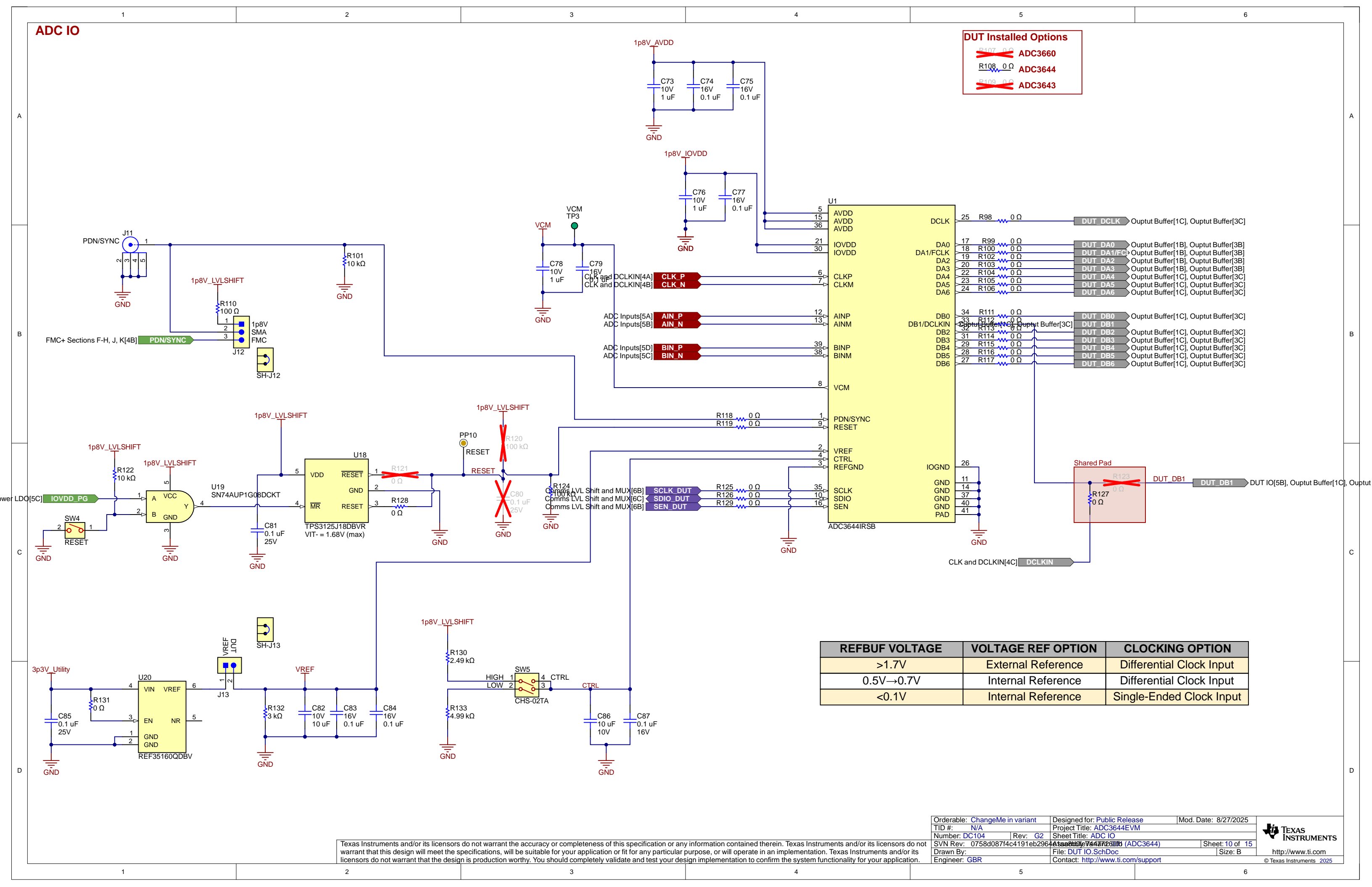


# CH B



Orderable: <a href="#">ChangeMe in variant</a>	Designed for: <a href="#">Public Release</a>	Mod. Date: 8/27/2025	 <a href="http://www.ti.com">http://www.ti.com</a> © Texas Instruments 2025
TID #: <a href="#">N/A</a>	Project Title: <a href="#">ADC3644EVM</a>		
Number: <a href="#">DC104</a>	Rev: <a href="#">G2</a>	Sheet Title: <a href="#">ADC Inputs</a>	
SVN Rev: <a href="#">8c8b4ccc1816adc836182f2c295563d4e01b</a>		<a href="#">ADC3644</a>	
Drawn By:		File: <a href="#">ADC Inputs_SchDoc</a>	
Engineer: <a href="#">GBR</a>		Contact: <a href="http://www.ti.com/support">http://www.ti.com/support</a>	Sheet: <a href="#">9</a> of <a href="#">15</a>

ADC IO



DUT Installed Options

~~R107, 0 Ω~~ ADC3660

R108, 0 Ω ADC3644

~~R109, 0 Ω~~ ADC3643

REFBUF VOLTAGE	VOLTAGE REF OPTION	CLOCKING OPTION
>1.7V	External Reference	Differential Clock Input
0.5V→0.7V	Internal Reference	Differential Clock Input
<0.1V	Internal Reference	Single-Ended Clock Input

Texas Instruments and/or its licensors do not warrant the accuracy or completeness of this specification or any information contained therein. Texas Instruments and/or its licensors do not warrant that this design will meet the specifications, will be suitable for your application or fit for any particular purpose, or will operate in an implementation. Texas Instruments and/or its licensors do not warrant that the design is production worthy. You should completely validate and test your design implementation to confirm the system functionality for your application.

Orderable: <a href="#">ChangeMe in variant</a>	Designed for: <a href="#">Public Release</a>	Mod. Date: 8/27/2025
TID #: <a href="#">N/A</a>	Project Title: <a href="#">ADC3644EVM</a>	
Number: <a href="#">DC104</a>	Rev: <a href="#">G2</a>	Sheet Title: <a href="#">ADC IO</a>
SVN Rev: 0758d087f4c4191eb2964474726003	Assembled by: <a href="#">ADC3644</a> (ADC3644)	Sheet: 10 of 15
Drawn By:	File: <a href="#">DUT IO.SchDoc</a>	Size: B
Engineer: <a href="#">GBR</a>	Contact: <a href="#">http://www.ti.com/support</a>	

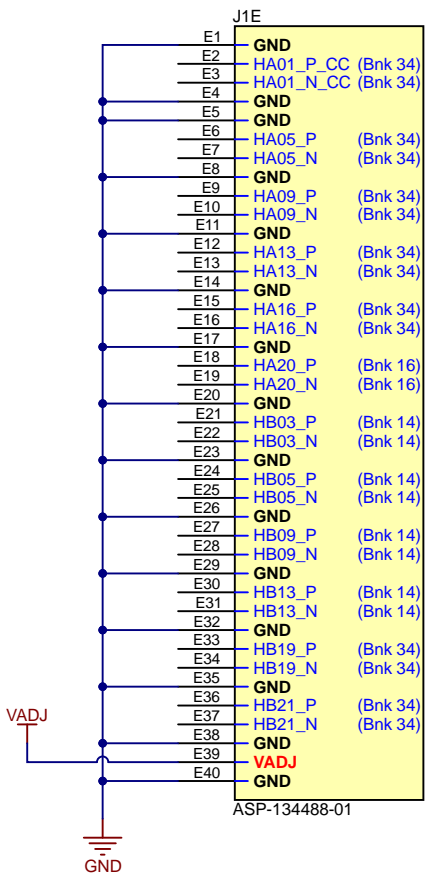
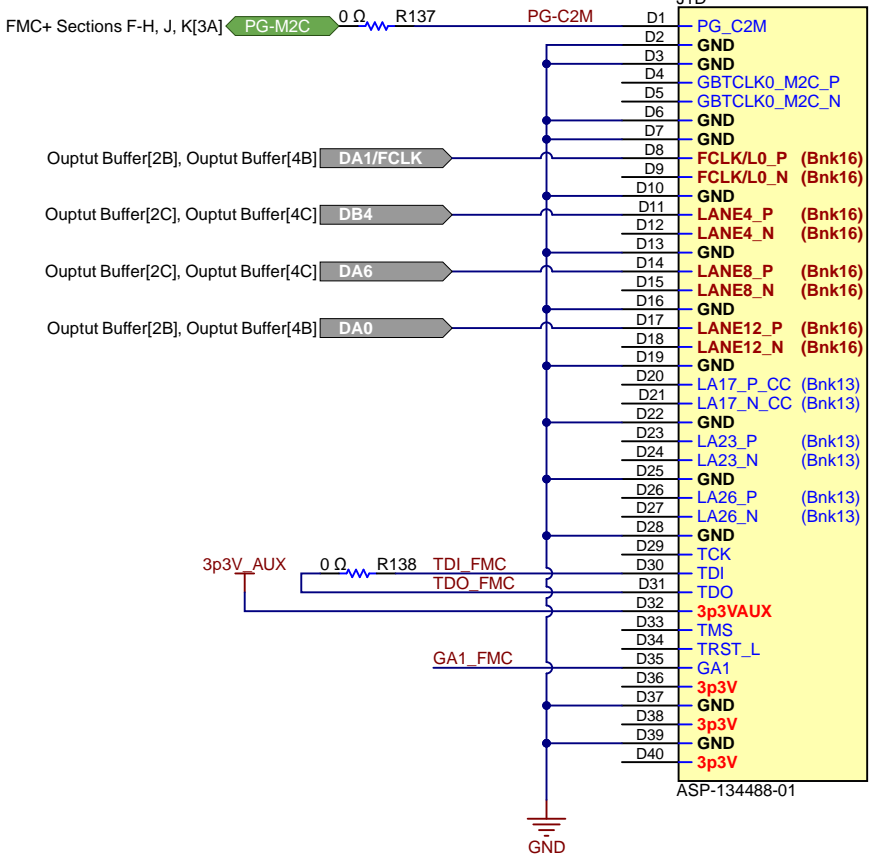
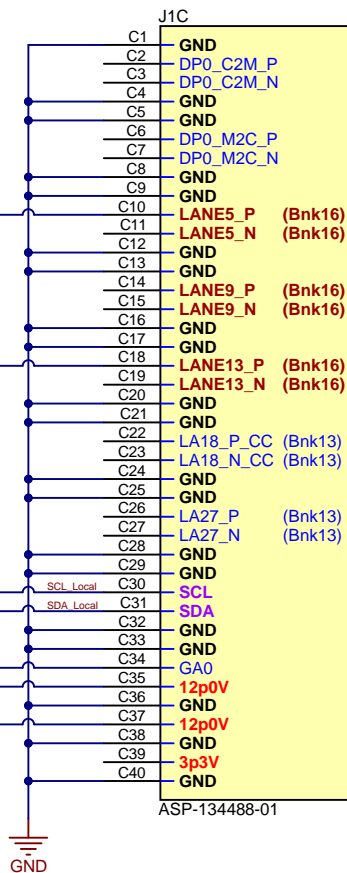
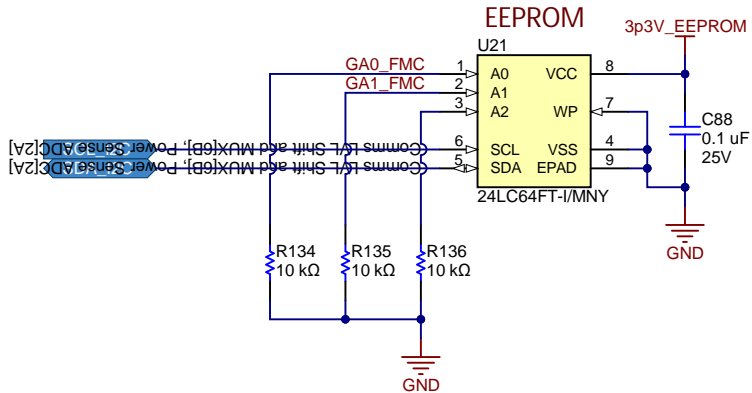
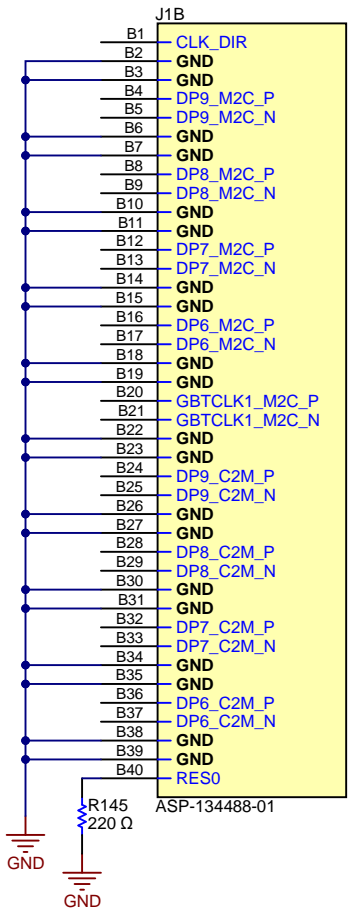
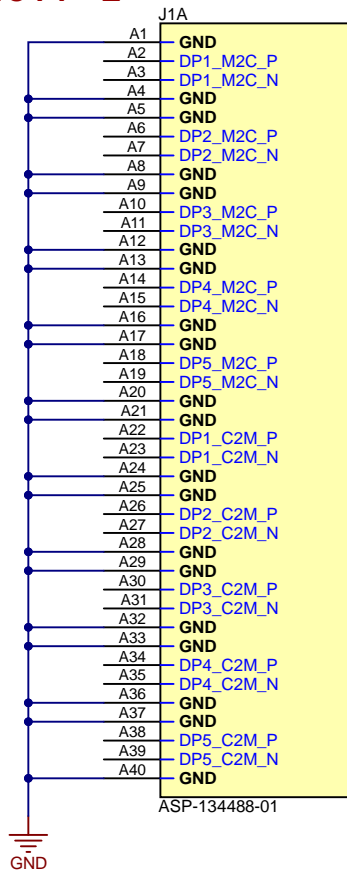
FMC+ Section Rows A - E

A

B

C

D



Texas Instruments and/or its licensors do not warrant the accuracy or completeness of this specification or any information contained therein. Texas Instruments and/or its licensors do not warrant that this design will meet the specifications, will be suitable for your application or fit for any particular purpose, or will operate in an implementation. Texas Instruments and/or its licensors do not warrant that the design is production worthy. You should completely validate and test your design implementation to confirm the system functionality for your application.

Orderable: ChangeMe in variant	Designed for: Public Release	Mod. Date: 8/27/2025
TID #: N/A	Project Title: ADC3644EVM	
Number: DC104	Rev: G2	Sheet Title: FMC+ Section Rows A - E
SVN Rev: c5e7066f3c60874fd8f4c346880f305da4001	ADC3644	Sheet: 11 of 15
Drawn By:	File: FMC+ Sections A-E.SchDoc	Size: B
Engineer: GBR	Contact: http://www.ti.com/support	

FMC+ Section Rows F - H, J, K

A

B

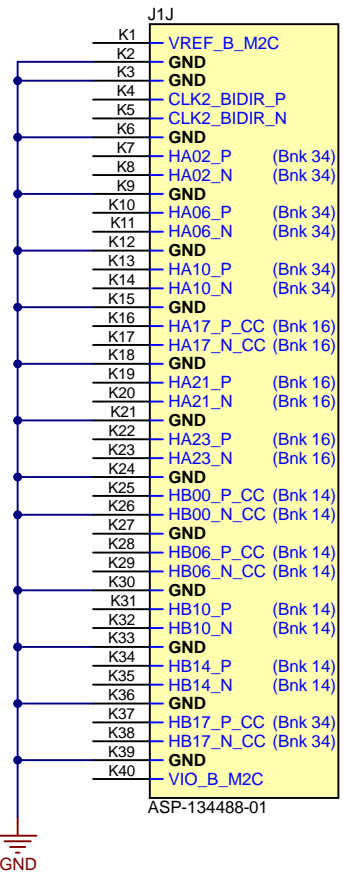
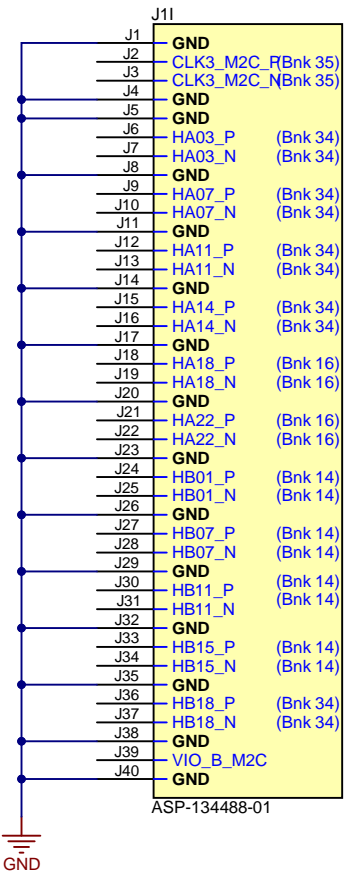
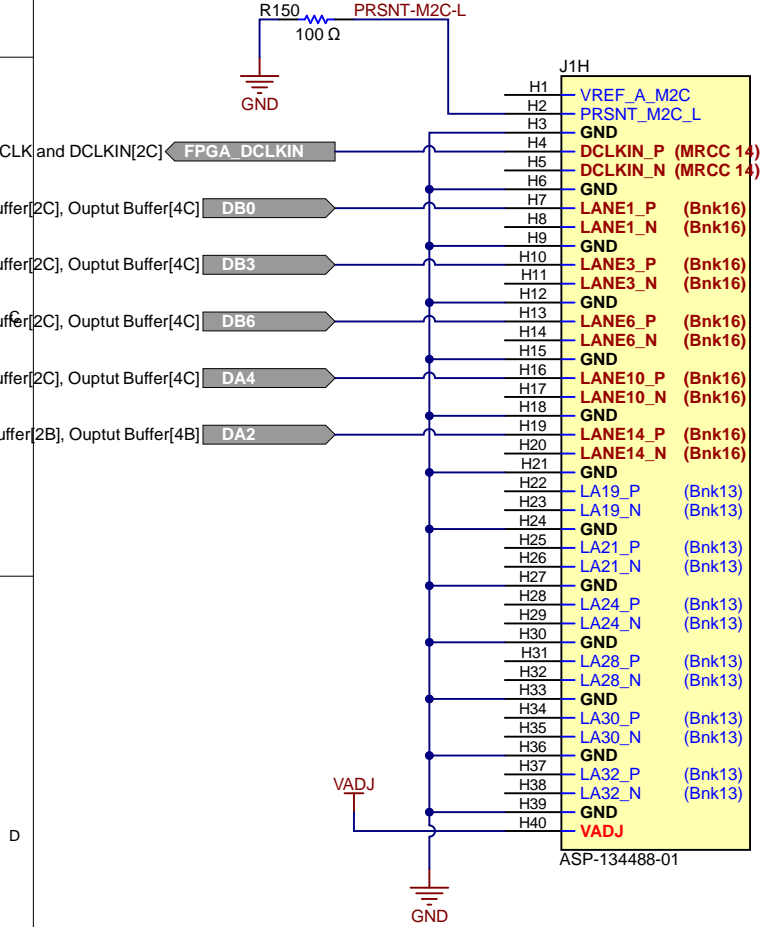
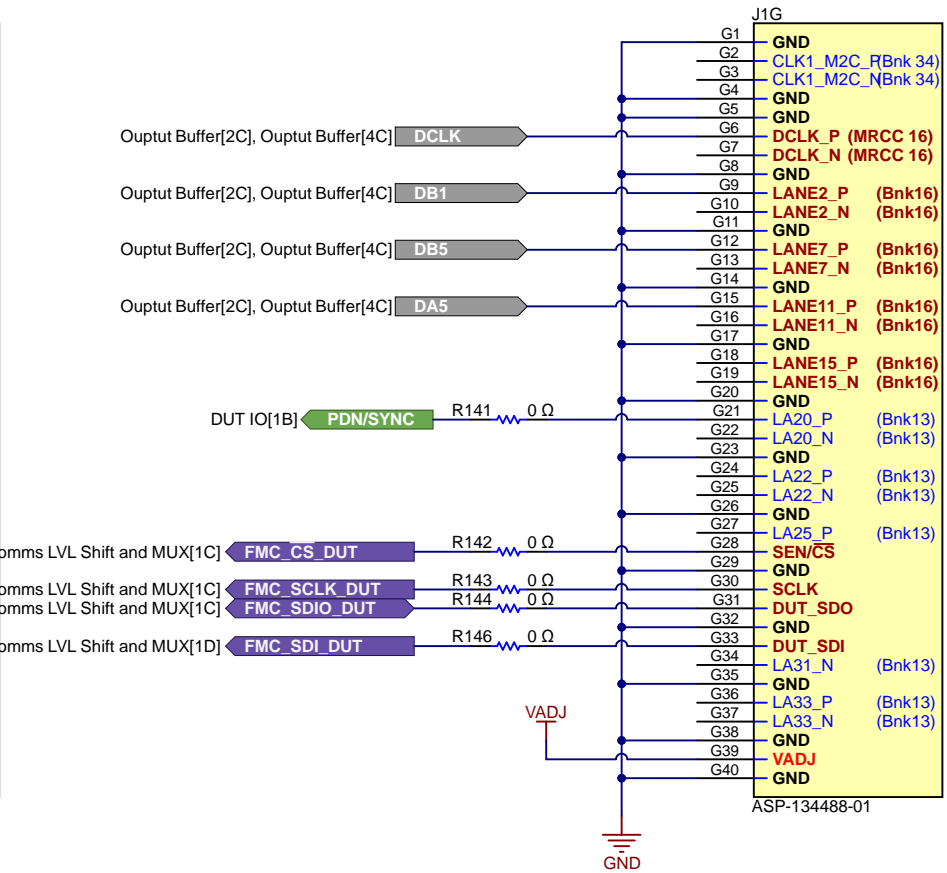
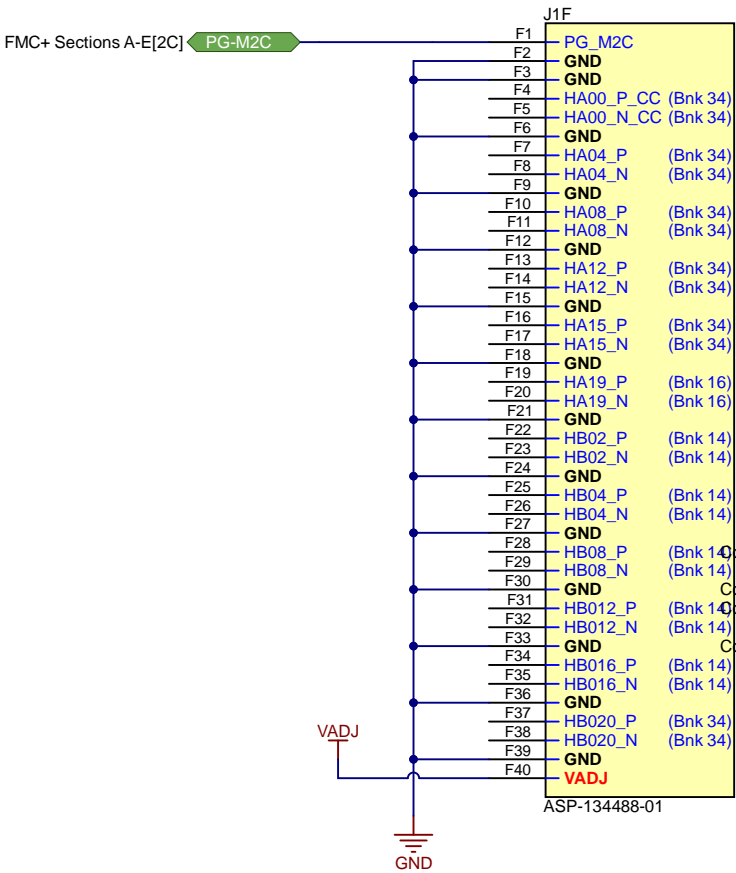
D

A

B

C

D



Texas Instruments and/or its licensors do not warrant the accuracy or completeness of this specification or any information contained therein. Texas Instruments and/or its licensors do not warrant that this design will meet the specifications, will be suitable for your application or fit for any particular purpose, or will operate in an implementation. Texas Instruments and/or its licensors do not warrant that the design is production worthy. You should completely validate and test your design implementation to confirm the system functionality for your application.

Orderable: ChangeMe in variant	Designed for: Public Release	Mod. Date: 8/27/2025
TID #: N/A	Project Title: ADC3644EVM	
Number: DC104	Rev: G2	Sheet Title: FMC+ Section Rows F - H, J, K
SVN Rev: c5e7066f3c60874fd84c3f6880f1305d4001	ADC3644	Sheet: 12 of 15
Drawn By:	File: FMC+ Sections F-H, J, K.SchDoc	Size: B
Engineer: GBR	Contact: <a href="http://www.ti.com/support">http://www.ti.com/support</a>	

Output Buffer

A

B

C

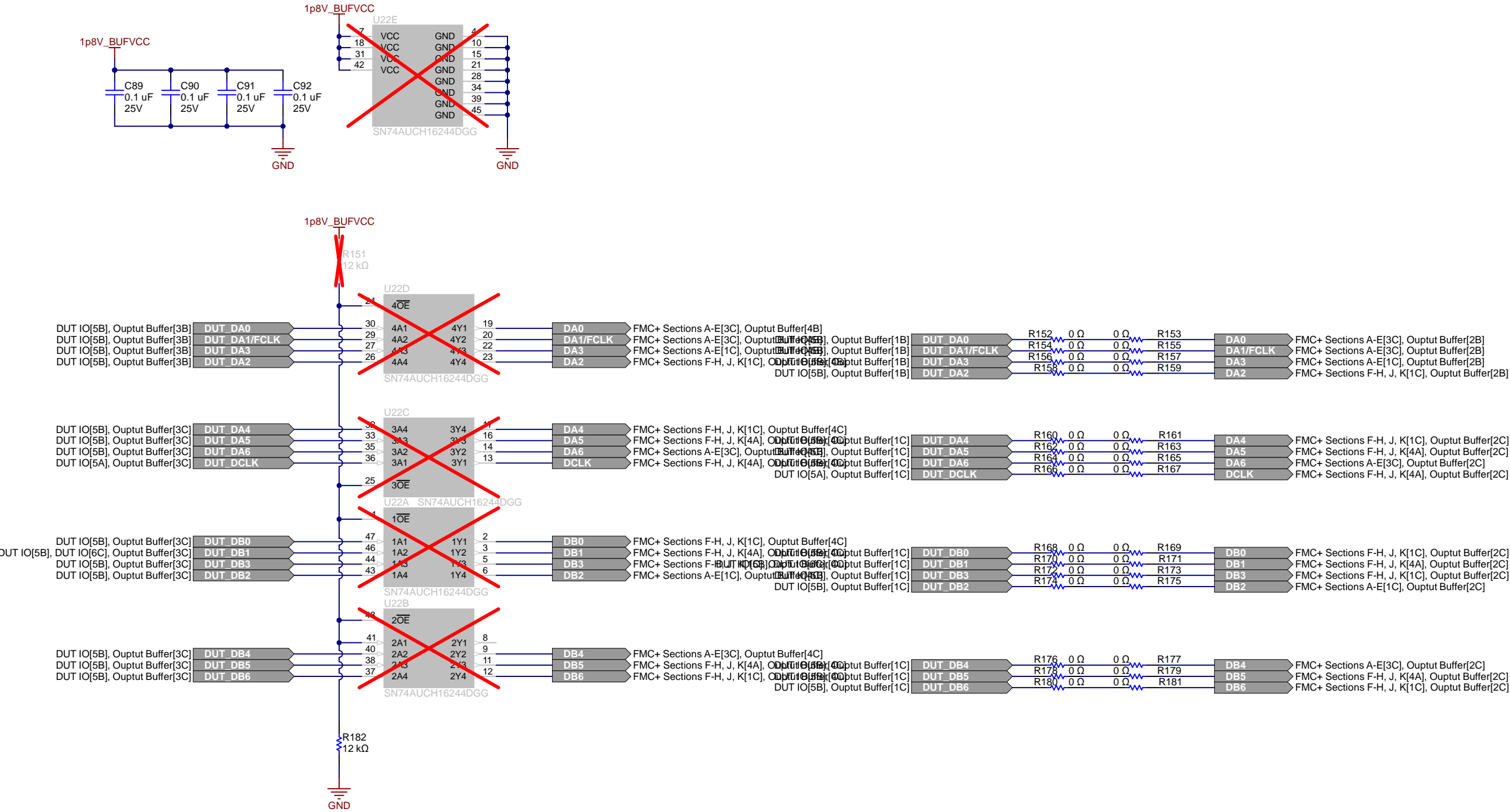
D

A

B

C

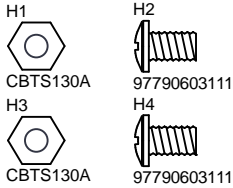
D



Texas Instruments and/or its licensors do not warrant the accuracy or completeness of this specification or any information contained therein. Texas Instruments and/or its licensors do not warrant that this design will meet the specifications, will be suitable for your application or fit for any particular purpose, or will operate in an implementation. Texas Instruments and/or its licensors do not warrant that the design is production worthy. You should completely validate and test your design implementation to confirm the system functionality for your application.

Orderable: <a href="#">ChangeMe in variant</a>		Designed for: <a href="#">Public Release</a>	Mod. Date: 8/27/2025
TID #: <a href="#">N/A</a>		Project Title: <a href="#">ADC3644EVM</a>	
Number: <a href="#">DC104</a>	Rev: <a href="#">G2</a>	Sheet Title: <a href="#">Output Buffer</a>	
SVN Rev: 0758d087f4c4191eb29644a47728001		<a href="#">Assembled by: 447728001</a> ( <a href="#">ADC3644</a> )	Sheet: 13 of 15
Drawn By:		File: <a href="#">Ouput Buffer.SchDoc</a>	Size: B
Engineer: <a href="#">GBR</a>		Contact: <a href="#">http://www.ti.com/support</a>	

Hardware & Mechanicals



PCB Number: DC104

PCB Rev: G2



PCB

LOGO

FCC disclaimer



LBL1

PCB Label

THT-14-423-10

Size: 0.65"x0.20"

ZZ1

Assembly Note

These assemblies must comply with workmanship standards IPC-A-610 Class 2, unless otherwise specified.

These assemblies must be clean and free from flux and all contaminants. Use of no clean flux is not acceptable.

-

Texas Instruments and/or its licensors do not warrant the accuracy or completeness of this specification or any information contained therein. Texas Instruments and/or its licensors do not warrant that this design will meet the specifications, will be suitable for your application or fit for any particular purpose, or will operate in an implementation. Texas Instruments and/or its licensors do not warrant that the design is production worthy. You should completely validate and test your design implementation to confirm the system functionality for your application.

Orderable: <a href="#">ChangeMe in variant</a>		Designed for: <a href="#">Public Release</a>	Mod. Date: 8/27/2025
TID #: <a href="#">N/A</a>		Project Title: <a href="#">ADC3644EVM</a>	
Number: <a href="#">DC104</a>	Rev: <a href="#">G2</a>	Sheet Title: <a href="#">Hardware &amp; Mechanicals</a>	
SVN Rev: <a href="#">c5e7066f3c60874fd8f4c346880f30e5d5a9001</a>	<a href="#">ADC3644</a>		Sheet: 14 of 15
Drawn By:	File: <a href="#">Hardware &amp; Mechanicals.SchDoc</a>		Size: B
Engineer: <a href="#">GBR</a>	Contact: <a href="#">http://www.ti.com/support</a>		

Rev History & Variants

Revision History

Rev	Release Date	Notes
G	Feb - 2024	Complete redesign of EVM

Variant(s)

Variant	Notes
001 (ADC3644)	U1: ADC3644  DNI: TP1, TP2, R10, R15, R23, R55, R59, R60, R63, R65, R66, R67, R68, C63, R83, R91, C71, R95, R103, R112, R76, (BUFFER BYPASS), R107, R109
002 (ADC3643)	U1: ADC3643  DNI: TP1, TP2, R10, R15, R23, R55, R59, R60, R63, R65, R66, R67, R68, C63, R83, R91, C71, R95, R103, R112, R76, (BUFFER BYPASS), R107, R109
003 (ADC3660)	U1: ADC3660  DNI: TP1, TP2, R10, R15, R23, R55, R59, R60, R63, R65, R66, R67, R68, C63, R83, R91, C71, R95, R103, R112, R76, (BUFFER BYPASS), R108, R109

Texas Instruments and/or its licensors do not warrant the accuracy or completeness of this specification or any information contained therein. Texas Instruments and/or its licensors do not warrant that this design will meet the specifications, will be suitable for your application or fit for any particular purpose, or will operate in an implementation. Texas Instruments and/or its licensors do not warrant that the design is production worthy. You should completely validate and test your design implementation to confirm the system functionality for your application.

Orderable: <a href="#">ChangeMe in variant</a>	Designed for: <a href="#">Public Release</a>	Mod. Date: 8/27/2025
TID #: <a href="#">N/A</a>	Project Title: <a href="#">ADC3644EVM</a>	
Number: <a href="#">DC104</a>	Rev: <a href="#">G2</a>	Sheet Title: <a href="#">Rev History &amp; Variants</a>
SVN Rev: <a href="#">5e6878f2674d92c39ae18a4606c9b51470b</a>	Part Number: <a href="#">ADC3644</a>	Sheet: <a href="#">15</a> of <a href="#">15</a>
Drawn By:	File: <a href="#">Revision History.SchDoc</a>	Size: B
Engineer: <a href="#">GBR</a>	Contact: <a href="#">http://www.ti.com/support</a>	